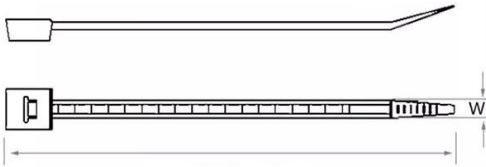


SELF-LOCKING CABLE TIE

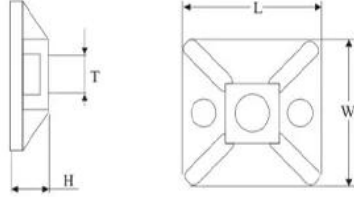
- Material: UL-approved Polyamide 66, 94V-2. Heat resisting, erosion control, insulating and not apt to age. Free from halogen, phosphor and calcium, friendly to earth
- Operation temperature: -35oC to 85oC.
- Color: natural (white, standard color), UV black, other colors are available on request.
- Certificate: CE, ROHS, SGS



No.	Width (mm)	Size	Weight (g / Bag)	Packing (Pack/Carton)	N.W (KG)	CARTON (CM)
1	2.5	3*100	31	500	15.500	55*34*33
2		3*120	36	450	16.200	55*34*33
3		3*150	41	400	16.400	55*34*33
4		3*200	54	300	16.200	55*34*33
5	3.6	4*150	60	350	21.000	55*34*33
6		4*200	85	250	21.250	55*34*33
7		4*250	116	200	23.200	55*34*33
8		4*300	122	175	21.350	55*34*33
9		4*350	162	125	20.250	55*34*33
10		4*370	170	125	21.250	55*40*22
11		4*400	184	100	18.400	55*34*33
12	4.6	5*150	91	225	20.475	55*34*33
13		5*200	110	175	19.250	55*34*33
14		5*250	148	125	18.500	55*34*33
15		5*300	171	125	21.375	55*34*33
16		5*350	205	100	20.500	55*34*33
17		5*380	217	100	21.700	55*34*33
18		5*400	232	90	20.880	55*34*33
19		5*450	273	75	20.475	55*34*33
20		5*500	292	70	20.440	55*34*33
21		5*550	350	50	17.500	74*30*25
22		5*650	410	50	20.500	74*30*25
23	7.6	8*200	227	90	20.430	55*34*33
24		8*250	273	75	20.475	55*34*33
25		8*300	315	60	18.900	55*34*33
26		8*350	373	55	20.515	55*34*33
27		8*400	433	50	21.650	55*34*33
28		8*450	503	40	20.120	55*34*33
29		8*500	538	40	21.520	55*34*33
30		8*550	615	40	24.600	60*45*25
31	8.8	9.0*400	595	27.5	16.363	55*40*33
32		9.0*450	650	26	16.900	55*40*33
33		9.0*500	730	29.6	21.608	55*40*33
34		9.0*550	810	20	16.200	74*30*25
35		10*600	898	20	17.960	55*34*33
36		10*650	966	20	19.320	55*34*33
37		10*700	1122	15	16.830	55*34*33
38		10*800	1205	15	18.075	55*34*33
39		10*900	1415	15	21.225	55*34*33
40		10*1000	1530	10	15.300	55*34*33
41		10*1020	1550	25	38.750	115*38*25
42		10*1100	1970	10	19.700	55*34*33
43		10*1200	2105	10	21.050	55*34*33
44		10*1220	2025	20	40.500	129*35*25

Self-Adhesive Cable Tie Mount


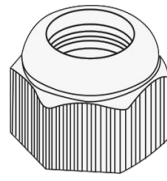
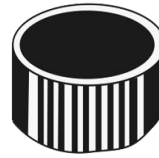
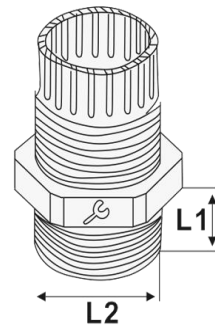

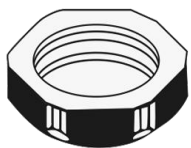
- Material: PE, Nylon 66, 94V-2,certificated by UL, the back attached splonge glue imported.
- Usage: Peel the sponge glue and stick on the wall then, bundle the wire with cable ties.
- Application: for bundling wires and other things save time and convenient , used for the wall which can't be made a hole in.



	PART NO.	Dimensions(mm)					PIC
		L	W	H	T	Screw Hole	
3M-Black	20 × 20	20	20	6.1	5	2.9	
	25 × 25	25	25	7.5	6.2	3.5	
	30 × 30	30	30	8.7	6.4	4.5	
	40 × 40	40	40	6.4	10.8	-	
3M-White	20 × 20	20	20	6.1	5	2.9	
	25 × 25	25	25	7.5	6.2	3.5	
	30 × 30	30	30	8.7	6.4	4.5	
	40 × 40	40	40	6.4	10.8	-	
Glue-Black	20 × 20	20	20	6.1	5	2.9	
	25 × 25	25	25	7.5	6.2	3.5	
	30 × 30	30	30	8.7	6.4	4.5	
	40 × 40	40	40	6.4	10.8	-	
Glue-White	20 × 20	20	20	6.1	5	2.9	
	25 × 25	25	25	7.5	6.2	3.5	
	30 × 30	30	30	8.7	6.4	4.5	
	40 × 40	40	40	6.4	10.8	-	

- Material: UL approved nylon PA66, Nitrilebutadienerubber(NBR).
- Thead specification: Matric, PG, G,NPT.
- Working temperature: -40 C to 100°C instatic state, instantaneous heat resistance up to 120°C, -20 °C to 80 °C in dynamic stae instantaneous heat resistan up to 100°C
- Characteristics:special design of clamping die and rubber part,large range in clamping cable, ultrastrong stretching resistance, waterpooof, dustpooof, and high ability to resist, salt, acid,alkali, alcohol,grease and general slovent.
- Color: Black,grey as special colors(white,red,blue, daud grey)that can be designed at request.




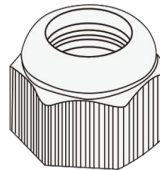

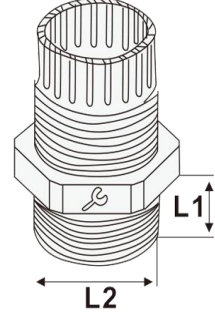


PART NO.	Cable Range (mm)	L1 (mm)	L2 (mm)	Spanner Size (mm) 	
PG - 7	3 - 6.5	9	12.5	18/16	
PG - 7	2 - 5	9	12.5	18/16	
PG - 9	4 - 8	9	15.2	22/19	
PG - 9	2 - 6	9	15.2	22/19	
PG - 11	5 - 10	9	18.6	24/22	
PG - 11	3 - 7	9	18.6	24/22	
PG - 13.5	6 - 11	9	20.4	27/24	
PG - 13.5	5 - 9	9	20.4	27/24	
PG - 16	10 - 13	10	22.5	30/27	
PG - 16	7 - 12	10	22.5	30/27	
PG - 19	12 - 15	10	24	30/28	
PG - 19	10 - 12	10	24	30/28	
PG - 21	13 - 18	12	28.3	36/33	
PG - 21	9 - 16	12	28.3	36/33	
PG - 25	16 - 21	12	30	37/35	
PG - 25	13 - 18	12	30	37/35	
PG - 29	18 - 25	12	37	45/42	
PG - 29	13 - 20	12	37	45/42	
PG - 36	22 - 32	17	47	58/52	
PG - 36	20 - 26	17	47	58/52	
PG - 42	32 - 38	18	54	65/60	
PG - 42	25 - 31	18	54	65/60	
PG - 48	37 - 44	19	59.3	70/69	
PG - 48	29 - 35	19	59.3	70/69	
PG - 63	42 - 50	27	71	83/75	
PG - 63	32 - 40	27	71	83/75	

M SERIES GABLE GANLD

- Material: UL approved nylon PA66, Nitrilebutadienerubber(NBR).
- Thead specification: Matric, PG, G,NPT.
- Working temperature: -40 C to 100°C instatic state, instantaneous heat resistance up to 120°C, -20 °C to 80 °C in dynamic stae instantaneous heat resistan up to 100°C
- Characteristics:special design of clamping die and rubber part,large range in clamping cable, ultrastrong stretching resistance, waterpooof, dustpooof, and high ability to resist, salt, acid,alkali, alcohol,grease and general slovent.
- Color: Black,grey as special colors(white,red,blue, daud grey)that can be designed at request.





CUSTOMIZED COLOR SERVICES WAS AVAILABLE

PART NO.	Cable Range (mm)	L1 (mm)	L2 (mm)	Spanner Size (mm) 	
M 8	2.5 - 4.5	8	M 8 × 1.25	13/12	 Sealing Nut
M 8	1 - 2.5	8	M 8 × 1.25	13/12	
M 10	3 - 6	9	M 10 × 1.25	15/13	 Seal (Nitrile)
M 10	1.5 - 3	9	M 10 × 1.25	15/13	
M 12	3 - 7	9	M 12 × 1.5	18/16	 Body
M 12	2 - 5	9	M 12 × 1.5	18/16	
M 16	4 - 8	9	M 16 × 1.5	22/19	
M 16	2 - 6	9	M 16 × 1.5	22/19	
M 18	5 - 10	9	M 18 × 1.5	24/22	
M 18	3 - 7	9	M 18 × 1.5	24/22	
M 20	6 - 12	9	M 20 × 1.5	27/24	
M 20	5 - 10	9	M 20 × 1.5	27/24	
M 22	10 - 14	10	M 22 × 1.5	30/27	
M 22	7 - 12	10	M 22 × 1.5	30/27	
M 25	10 - 14	10	M 25 × 1.5	33/28	 Washer
M 25	13 - 18	10	M 25 × 1.5	33/28	
M 27	13 - 18	12	M 27 × 1.5	35/33	 Lock Nut
M 27	9 - 16	12	M 27 × 1.5	35/33	
M 30	16 - 21	12	M 30 × 1.5	37/37	
M 30	13 - 18	12	M 30 × 1.5	37/37	
M 32	16 - 21	12	M 32 × 1.5	39/35	
M 32	13 - 18	12	M 32 × 1.5	39/35	
M 36	18 - 25	12	M 36 × 1.5	45/42	
M 36	13 - 20	12	M 36 × 1.5	45/42	
M 40	20 - 26	17	M 40 × 1.5	52/52	
M 40	22 - 32	17	M 40 × 1.5	52/52	
M 50	32 - 39	19	M 50 × 1.5	60/60	
M 50	25 - 36	19	M 50 × 1.5	60/60	
M 63	37 - 44	19	M 63 × 1.5	74/69	
M 63	29 - 35	19	M 63 × 1.5	74/69	
M 70	42 - 52	27	M 70 × 1.5	83/77	
M 70	32 - 40	27	M 70 × 1.5	83/77	
M 80	55 - 70	28	M 80 × 2	100/98	
M 88	55 - 70	28	M 88 × 2	100/98	
M 100	75 - 90	28	M 100 × 2	115/110	
M 114	75 - 90	28	M 114 × 2	115/120	

- Material: The main body made of nickel-plated brass, clamp pieces make of UL apprc nylon PA,O-sealing make of nitrilebutadienerubber(NBR), weathering rubber(EPDM).
- Thead specification:Matric PG,G.NPT.
- Working temperature:-40 °C to 100 C instatic state,instantaneous heat resistance up to 120 C,-20 °Cto 80° in dynamic stae instantaneous heat resistan up to 100°C.
- Portection Class:IP68(using O-sealing).



PART NO.	Cable Range (mm)	L1 (mm)	L2 (mm)	Spanner Size (mm) 
TPG - 7	3 - 6.5	7	12.5	14
TPG - 7	2 - 5	7	12.5	14
TPG - 9	4 - 8	7	15.2	17
TPG - 9	2 - 6	7	15.2	17
TPG - 11	5 - 10	7	18.6	20
TPG - 11	3 - 7	7	18.6	20
TPG - 13.5	6 - 12	8	20.4	22
TPG - 13.5	5 - 10	8	20.4	22
TPG - 16	10 - 14	8	22.5	24
TPG - 16	7 - 12	8	22.5	24
TPG - 21	13 - 18	8	28.3	30
TPG - 21	9 - 16	8	28.3	30
TPG - 29	18 - 25	11	37	40
TPG - 29	13 - 20	11	37	40
TPG - 36	22 - 32	13	47	50
TPG - 36	20 - 26	13	47	50
TPG - 42	32 - 38	13	54	60
TPG - 42	25 - 31	13	54	60
TPG - 48	37 - 44	14	59.3	65
TPG - 48	29 - 35	14	59.3	65
TPG - 63	42 - 52	15	72	78



Sealing Nut

Claw

Seal

Body

Washer

Lock Nut



M Metal Fixed GABLE GANLD

- Material: The main body made of nickel-plated brass, clamp pieces make of UL approved nylon PA,O-sealing make of nitrilebutadienerubber(NBR), weathering rubber
- Thead specification:Metric PG,G.NPT.
- Working temperature:-40 °C to 100 C instatic state,instantaneous heat resistance up to 120 C,-20 °C to 80° in dynamic stae instantaneous heat resistan up to 100°C.
- Portection Class:IP68(using O-sealing).



PART NO.	Cable Range (mm)	L1 (mm)	L2 (mm)	Spanner Size (mm)	
M 8	4 - 2	6	M 8 × 1.5	11	
M 10	6 - 3	6	M 10 × 1.5	12	
M 12	3 - 6.5	7	M 12 × 1.5	14	
M 14	8 - 4	7	M 14 × 1.5	17	
M 16	4 - 8	7	M 16 × 1.5	18	
M 16	5 - 10	7	M 16 × 1.5	20	
M 18	6 - 12	7	M 18 × 1.5	22	
M 20	10 - 14	7	M 20 × 1.5	24	
M 22	10 - 14	7	M 22 × 1.5	27	
M 24	10 - 14	7	M 24 × 1.5	28	
M 25	13 - 18	7	M 25 × 1.5	30	
M 27	13 - 18	8	M 27 × 1.5	30	
M 30	10 - 18	8	M 30 × 1.5	34	
M 32	15 - 22	8	M 32 × 1.5	36	
M 33	15 - 22	8	M 33 × 2.0	40	
M 36	18 - 25	8	M 36 × 2.0	40	
M 40	21 - 30	9	M 40 × 1.5	45	
M 42	22 - 32	9	M 42 × 2.0	50	
M 48	25 - 33	9	M 48 × 2.0	55	
M 50	30 - 38	9	M 50 × 1.5	60	
M 60	37 - 44	10	M 60 × 2.0	65	
M 63	37 - 44	10	M 63 × 1.5	70	
M 64	37 - 44	10	M 64 × 2.0	70	
M 72	42 - 52	10	M 72 × 2.0	78	
M 75	42 - 52	10	M 75 × 2.0	78	
M 80	55 - 62	15	M 80 × 2.0	88	
M 88	65 - 70	15	M 88 × 2.0	98	
M 100	78 - 84	17	M 100 × 2.0	110	

CABLE CLIP

- Material: PE or PP, Steel nail.
- Application : Securing of cables for general indoor wiring
- Color: white and grey, special color is allowed if you have any other demands.
- How to use : Put the cable under the clip and hammer the nail into the wall to secure the cable



FLAT CABLE CLIPS

Item No.	Dimensions(mm)			PACKING (PCS/BAG)	PIC
	H	W	Nail		
HY - F - 4	4.8	4	1.7 × 15	100PCS/BAG	
HY - F - 5	5.3	5	1.7 × 15		
HY - F - 6	6.2	6	1.8 × 16		
HY - F - 7	6.3	6.8	1.8 × 16		
HY - F - 8	6.8	8	1.8 × 16		
HY - F - 9	7.1	9	1.8 × 18		
HY - F - 10	7.4	10	1.8 × 18		
HY - F - 12	7.5	12	1.8 × 18		
HY - F - 14	8.5	13.5	2.0 × 20		
HY - F - 16	11	15	2.0 × 25		



CIRCLE CABLE CLIPS

Item No.	Dimensions(mm)			PACKING (PCS/BAG)	PIC
	H	W	Nail		
HY - 3	4	3	3	100PCS/BAG	
HY - 4	4.8	4	4		
HY - 5	5.6	5	5		
HY - 6	7.9	6	6		
HY - 7	9.2	7	7		
HY - 8	9.7	8	8		
HY - 9	10.9	9	9		
HY - 10	12.4	10	10		
HY - 12	14.8	12	12		
HY - 14	17.6	14	14		
HY - 16	18	16	16		
HY - 18	19	18	18		
HY - 20	22	20	20		
HY - 22	25	22	22		
HY - 25	27.3	25	25		
HY - 30	33	30	30		
HY - 32	35	32	32		
HY - 35	36.6	35	35		
HY - 40	45.2	40	40		
HY - 50	54	50	50		



- Material: PE or PP, Steel nail.
- Application : Securing of cables for general indoor wiring
- Color: white and grey, special color is allowed if you have any other demands.
- How to use : Put the cable under the clip and hammer the nail into the wall to secure the cable



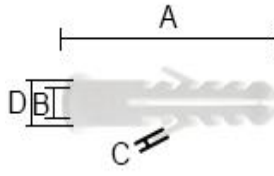
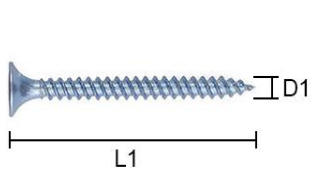
FLAT CABLE CLIPS (Enhanced Type)

Item No.	Dimensions(mm)			PACKING (PCS/BAG)	PIC	
	H	W	Nail			
HY - S - 7	6.7	7	2.5 × 20	100PCS/BAG		
HY - S - 8	7.7	8	2.5 × 20			
HY - S - 9	8.5	9	2.5 × 22			
HY - S - 10	9.4	10	2.5 × 22			
HY - S - 12	10.6	12	2.5 × 25			

CIRCLE CABLE CLIPS (Enhanced Type)

Item No.	Dimensions(mm)			PACKING (PCS/BAG)	PIC	
	H	W	Nail			
HY - SS - 4	6.3	4	2.5 × 20	100PCS/BAG		
HY - SS - 5	7.3	5	2.5 × 20			
HY - SS - 6	9.5	6	2.5 × 20			
HY - SS - 7	11.2		2.5 × 22			
HY - SS - 8	11.4	8	2.5 × 22			
HY - SS - 9	12	9	2.5 × 22			
HY - SS - 10	13	10	2.5 × 25			
HY - SS - 12	15.2	12	2.5 × 27			
HY - SS - 14	17	14	2.5 × 27			
HY - SS - 16	19.8	16	3.0 × 38			
HY - SS - 18	22	18	3.0 × 38			
HY - SS - 20	23.8	20	3.2 × 40			
HY - SS - 22	25.6	22	3.2 × 40			
HY - SS - 25	27.7	25	3.2 × 45			
HY - SS - 30	33	30	3.2 × 52			
HY - SS - 32	35	32	3.2 × 52			
HY - SS - 35	36.6	35	3.2 × 57			
HY - SS - 40	45.2	40	3.2 × 60			

Plastic Drywall Anchors



PE/PA

Item No.	Dimensions(mm)					PACKING (PCS/BAG)	PIC
	A	B	C	D	Screw D1*L1		
HY - 4020	20	3	1.1	4	2 × 20	100PCS/BAG	
HY - 0525	25	4	1.1	5	3 × 25		
HY - 0630	30	5	1.6	6	4 × 30		
HY - 0735	35	5.7	1.46	7	4.5 × 35		
HY - 0840	40	5.9	1.9	8	5 × 40		
HY - 1050	50	7.9	2.3	10	5 × 50		
HY - 1260	60	11	2.4	12	8 × 60		
HY - 1470	70	12	2.4	14	10 × 70		
HY - 1680	80	14	2.4	16	10 × 80		