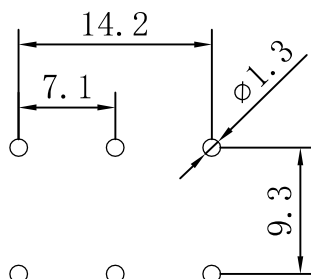
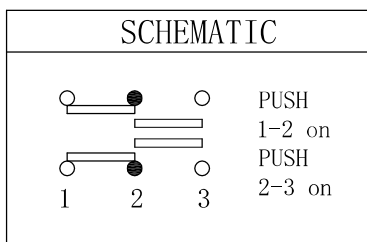
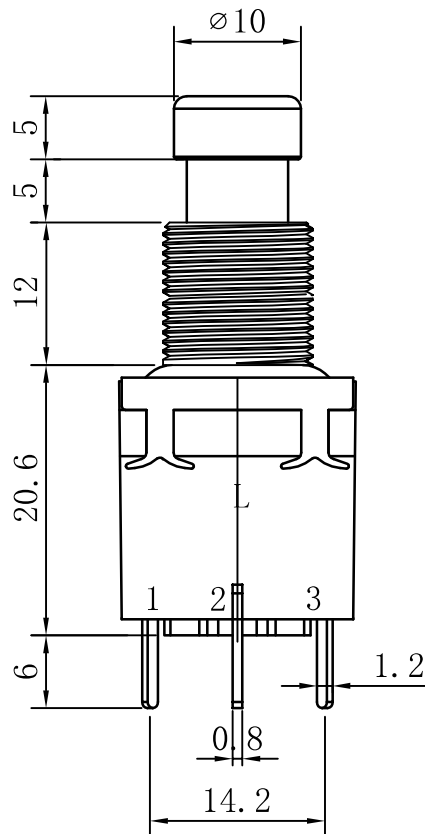
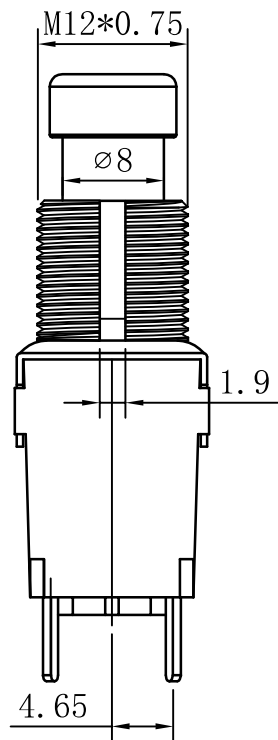
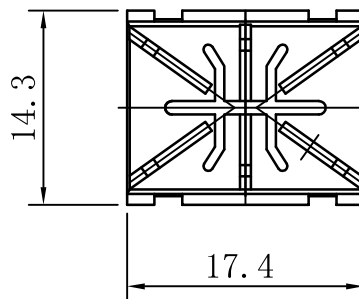


MODEL

ST61L1XXX4-XXX

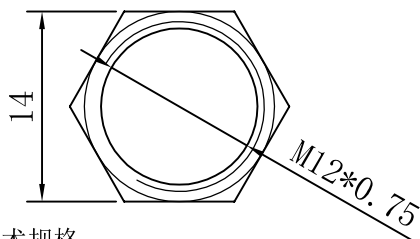


P.C.B MOUNTING DETAIL

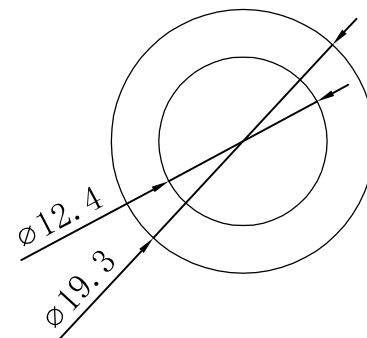
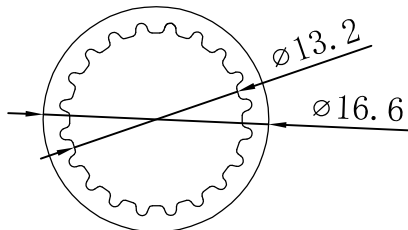


WASHER 1 PCS T=1.4

NUT 2 PCS T=2.2



WASHER 1 PCS T=0.5



技术规格

1. 额定参数: 125V AC 4A , 250V AC 2A , 30V DC 4A;
2. 接触电阻: $\leq 50\text{m}\Omega$;
3. 绝缘电阻: $\geq 100\text{M}\Omega$, 500V DC;
4. 耐电压: 1000V AC/min;
5. 动作力: $2.8 \pm 0.8\text{Kgfg}$;
6. 寿命: $\geq 10,000$ cycles.

名称

大6脚L型直插脚踏开关

ST61L-P