

RoHS COMPLIANT

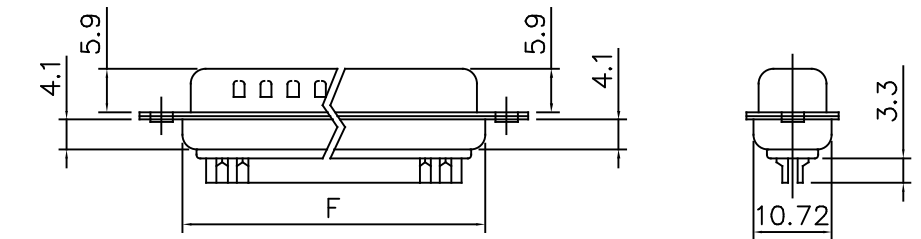
REV	ECN NO.	DESCRIPTION	DATE
A		RELEASE	SEP. 14' 09
B		REDRAW	DEC. 27. 05
C		MODIFY P/N	DEC. 08. 10
D		MODIFY P/N	AUG. 11' 11
E		MODIFY DIM.	JAN. 30' 15
F		SHEEL PLATED.	DEC. 20' 17

Product Specification

Material  
 Insulator :Glass-Filled Thermoplastic PBT,UL94V-0 rated  
 Contact :Brass or Phosphor Bronze  
 Shell :Steel, Nickel Plated.

Electrical

Contact Resistance :20 milliohms Max at 1 AMP DC.  
 Insulation Resistance :1000 magohms at 500 VDC  
 Dielectric Withstanding Voltage : 1000 VAC/rms 60Hz for 1 minute  
 Current Rating :5 AMP  
 Volatge Rating :250 VAC/rms 60Hz



Dimensions

Positions	A	B	C	D	E	F
9	30.81	24.99	16.92	16.33	11.08	19.20
15	39.14	33.32	25.50	24.66	19.39	27.70
25	53.04	47.04	38.96	38.38	33.24	41.10
37	69.32	63.50	55.42	54.84	49.86	57.30

SHELL SIZE: D \* \*\* \* N \* \* N \* S  
 E=09, A=15, B=25, C=37, D=50

NO. OF CONTACT: 09, 15, 25, 37, 50

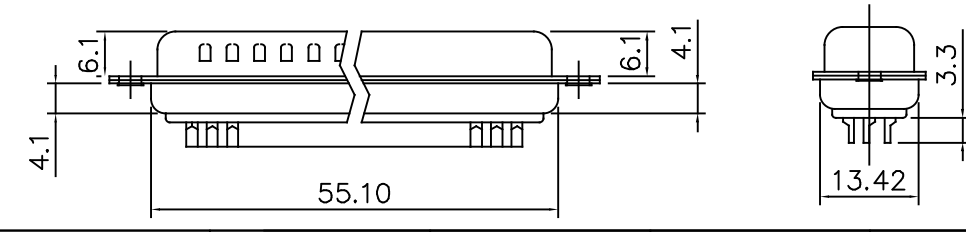
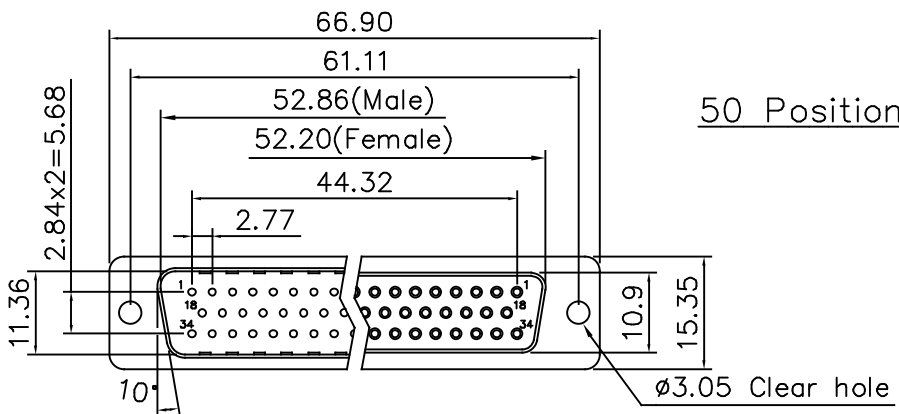
CONTACT TYPE: P=MALE, S=FEMALE

SHELL PLATING: N=NICKEL

TERMINAL PLATING: T=TIN PLATED ON SOLDER TERMINAL & GOLD PLATED ON CONTACT, G=ALL GOLD PLATED

SHELL DIMPLE: 1=WITH DIMPLE(MALE TYPE ONLY), 2=WITHOUT DIMPLE

INSULATOR COLOR: B=BLUE, K=BLACK, W=WHITE



TOLERANCE UNLESS OTHERWISE SPECIFIED		PROJECTION
LINEAR	ANGLE	
.X ± 0.50	X° ±	UNITS
.X ± 0.35	.X° ±	MM
.XX ± 0.25	.XX° ±	SCALE
.XXX±	.XXX° ±	SIZE
APPD		A4
CHKD		
DRAW	Z.	DEC. 20' 2017

**GTK GOLD-TEK ELECTRIC CO., LTD.**

TITLE: D-SUB SOLDER TYPE

PART NO. D\*\*\*\*N\*\*N\*S

CAD NO. I0268A SHEET 1 OF 1

F:\Drw\DSUB\DSUB-0106

圖面編號:GTKSD0450-F(1)