



Small Signal Schottky Diode



FEATURES

- For general purpose applications
- These diodes feature very low turn-on voltage and fast guard ring against excessive voltage, such as electrostatic discharges
- These diodes are also available in the SOD-123 case with the type designations BAT42W-V to BAT43W-V and in MiniMELF SOD-80 case with the type designations LL42 to LL43
- Material categorization: for definitions of compliance please see www.vishay.com/doc?99912



RoHS
COMPLIANT
HALOGEN
FREE

LINKS TO ADDITIONAL RESOURCES



MECHANICAL DATA

Case: DO-35 (DO-204AH)

Weight: approx. 125 mg

Cathode band color: black

Packaging codes/options:

TR/10K per 13" reel (52 mm tape), 50K/box

TAP/10K per ammo tape (52 mm tape), 50K/box

PARTS TABLE				
PART	ORDERING CODE	CIRCUIT CONFIGURATION	TYPE MARKING	REMARKS
BAT42	BAT42-TR or BAT42-TAP	Single	BAT42	Tape and reel/ammopack
BAT43	BAT43-TR or BAT43-TAP	Single	BAT43	Tape and reel/ammopack

ABSOLUTE MAXIMUM RATINGS ($T_{amb} = 25\text{ }^{\circ}\text{C}$, unless otherwise specified)					
PARAMETER	TEST CONDITION	SYMBOL	VALUE	UNIT	
Repetitive peak reverse voltage		V_{RRM}	30	V	
Forward continuous current ⁽¹⁾		I_F	200	mA	
Repetitive peak forward current ⁽¹⁾	$t_p < 1\text{ s}, \delta < 0.5$	I_{FRM}	500	mA	
Surge forward current ⁽¹⁾	$t_p < 10\text{ ms}$	I_{FSM}	4	A	
Power dissipation ⁽¹⁾	$T_{amb} = 65\text{ }^{\circ}\text{C}$	P_{tot}	200	mW	

Note

⁽¹⁾ Valid provided that leads at a distance of 4 mm from case are kept at ambient temperature

THERMAL CHARACTERISTICS ($T_{amb} = 25\text{ }^{\circ}\text{C}$, unless otherwise specified)					
PARAMETER	TEST CONDITION	SYMBOL	VALUE	UNIT	
Thermal resistance junction to ambient air ⁽¹⁾		R_{thJA}	300	K/W	
Junction temperature		T_j	125	$^{\circ}\text{C}$	
Ambient operating temperature range		T_{amb}	-65 to +125	$^{\circ}\text{C}$	
Storage temperature range		T_{stg}	-65 to +150	$^{\circ}\text{C}$	

Note

⁽¹⁾ Valid provided that leads at a distance of 4 mm from case are kept at ambient temperature



ELECTRICAL CHARACTERISTICS ($T_{amb} = 25\text{ }^{\circ}\text{C}$, unless otherwise specified)							
PARAMETER	TEST CONDITION	PART	SYMBOL	MIN.	TYP.	MAX.	UNIT
Reverse breakdown voltage	$I_R = 100\text{ }\mu\text{A}$ (pulsed)		$V_{(BR)}$	30			V
Leakage current ⁽¹⁾	$V_R = 25\text{ V}$		I_R			0.5	μA
	$V_R = 25\text{ V}, T_j = 100\text{ }^{\circ}\text{C}$		I_R			100	μA
Forward voltage ⁽¹⁾	$I_F = 200\text{ mA}$		V_F			1000	mV
	$I_F = 10\text{ mA}$	BAT42	V_F			400	mV
	$I_F = 50\text{ mA}$	BAT42	V_F			650	mV
	$I_F = 2\text{ mA}$	BAT43	V_F	260		330	mV
	$I_F = 15\text{ mA}$	BAT43	V_F			450	mV
Diode capacitance	$V_R = 1\text{ V}, f = 1\text{ MHz}$		C_D		7		pF
Reverse recovery time	$I_F = 10\text{ mA}, I_R = 10\text{ mA}, I_R = 1\text{ mA}, R_L = 100\text{ }\Omega$		t_{rr}			5	ns
Rectification efficiency	$R_L = 15\text{ k}\Omega, C_L = 300\text{ pF}, f = 45\text{ MHz}, V_{RF} = 2\text{ V}$		η_v	80			%

Note

⁽¹⁾ Pulse test; $t_p < 300\text{ }\mu\text{s}$, $t_p/T < 0.02$

TYPICAL CHARACTERISTICS ($T_{amb} = 25\text{ }^{\circ}\text{C}$, unless otherwise specified)

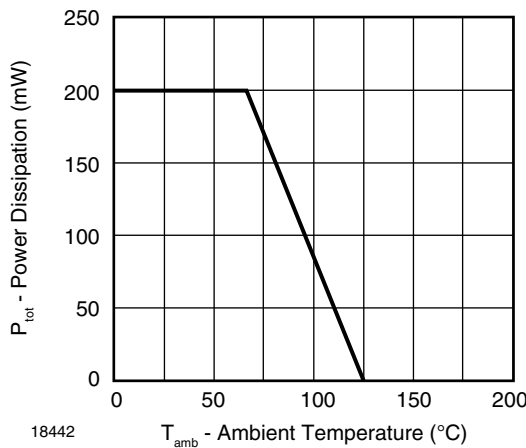


Fig. 1 - Admissible Power Dissipation vs. Ambient Temperature

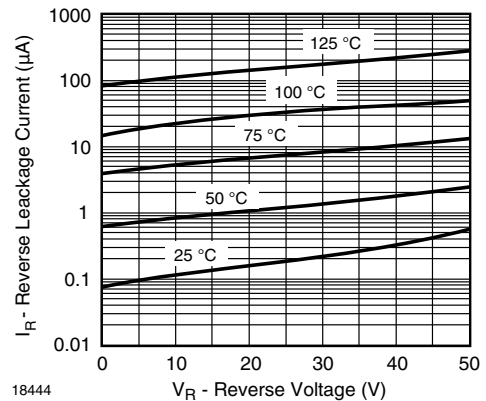


Fig. 3 - Typical Reverse Characteristics

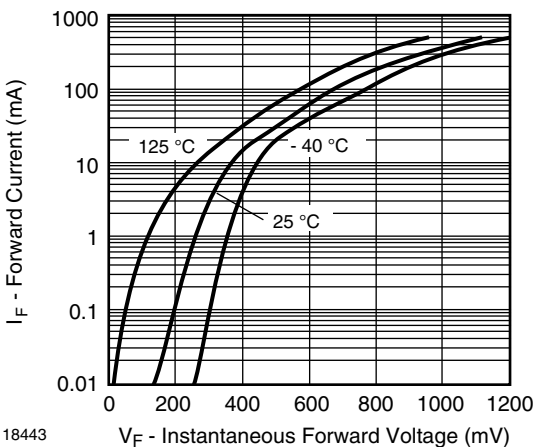


Fig. 2 - Typical Forward Characteristics

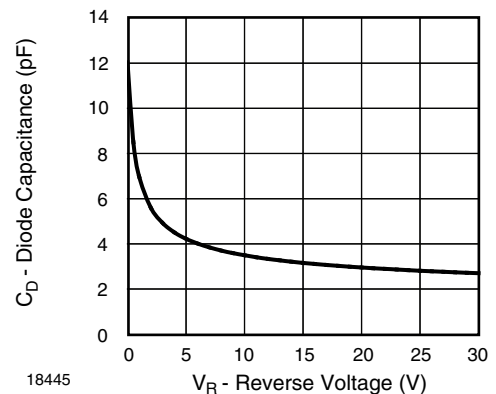
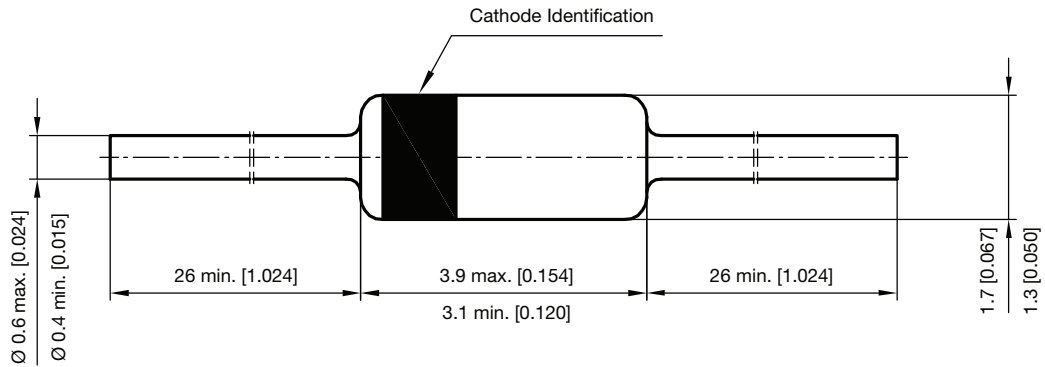


Fig. 4 - Typical Capacitance vs. Reverse Voltage



PACKAGE DIMENSIONS in millimeters (inches): **DO-35 (DO-204AH)**



Rev. 6 - Date: 19. December 2011
Document no.: SB-V-3906.04-031(4)
94 9366



Disclaimer

ALL PRODUCT, PRODUCT SPECIFICATIONS AND DATA ARE SUBJECT TO CHANGE WITHOUT NOTICE TO IMPROVE RELIABILITY, FUNCTION OR DESIGN OR OTHERWISE.

Vishay Intertechnology, Inc., its affiliates, agents, and employees, and all persons acting on its or their behalf (collectively, "Vishay"), disclaim any and all liability for any errors, inaccuracies or incompleteness contained in any datasheet or in any other disclosure relating to any product.

Vishay makes no warranty, representation or guarantee regarding the suitability of the products for any particular purpose or the continuing production of any product. To the maximum extent permitted by applicable law, Vishay disclaims (i) any and all liability arising out of the application or use of any product, (ii) any and all liability, including without limitation special, consequential or incidental damages, and (iii) any and all implied warranties, including warranties of fitness for particular purpose, non-infringement and merchantability.

Statements regarding the suitability of products for certain types of applications are based on Vishay's knowledge of typical requirements that are often placed on Vishay products in generic applications. Such statements are not binding statements about the suitability of products for a particular application. It is the customer's responsibility to validate that a particular product with the properties described in the product specification is suitable for use in a particular application. Parameters provided in datasheets and / or specifications may vary in different applications and performance may vary over time. All operating parameters, including typical parameters, must be validated for each customer application by the customer's technical experts. Product specifications do not expand or otherwise modify Vishay's terms and conditions of purchase, including but not limited to the warranty expressed therein.

Hyperlinks included in this datasheet may direct users to third-party websites. These links are provided as a convenience and for informational purposes only. Inclusion of these hyperlinks does not constitute an endorsement or an approval by Vishay of any of the products, services or opinions of the corporation, organization or individual associated with the third-party website. Vishay disclaims any and all liability and bears no responsibility for the accuracy, legality or content of the third-party website or for that of subsequent links.

Except as expressly indicated in writing, Vishay products are not designed for use in medical, life-saving, or life-sustaining applications or for any other application in which the failure of the Vishay product could result in personal injury or death. Customers using or selling Vishay products not expressly indicated for use in such applications do so at their own risk. Please contact authorized Vishay personnel to obtain written terms and conditions regarding products designed for such applications.

No license, express or implied, by estoppel or otherwise, to any intellectual property rights is granted by this document or by any conduct of Vishay. Product names and markings noted herein may be trademarks of their respective owners.