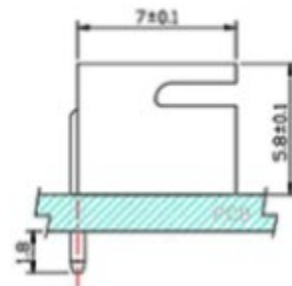
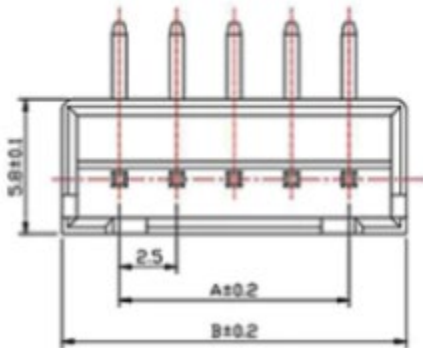
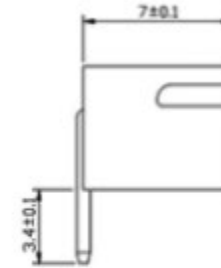
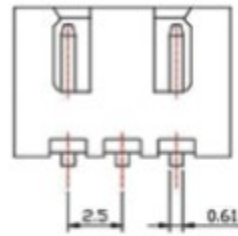
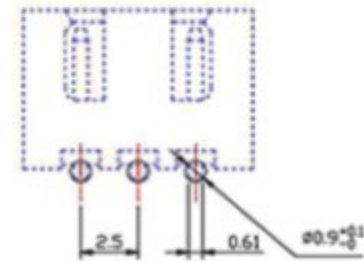


52.5	47.5	20
...
27.5	22.5	10
25.0	20.0	9
22.5	17.5	8
20.0	15.0	7
17.5	12.5	6
15.0	10.0	5
12.5	7.5	4
10.0	5.0	3
7.5	2.5	2
B	A	PIN



ASSEMBLY LAYOUT



P.C.B LAYOUT

Dimension in mm