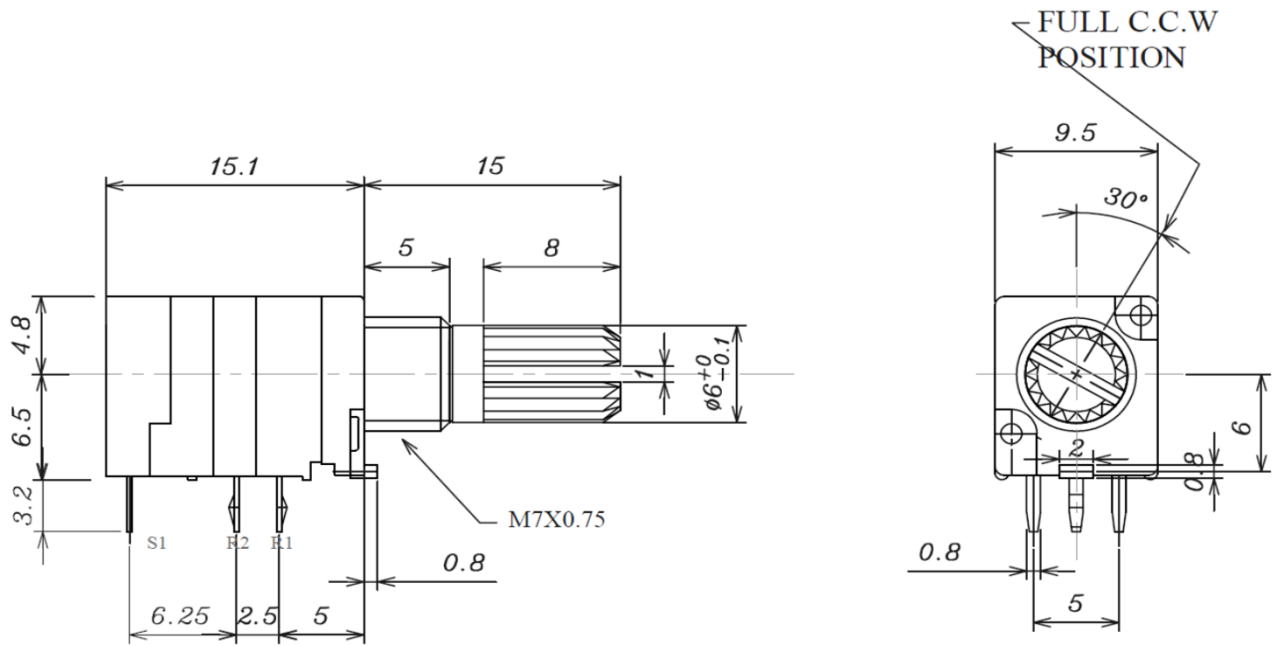


SPECIFICATION规格书	承认书编号	H-SP-210319
	页次	第1页 共2页

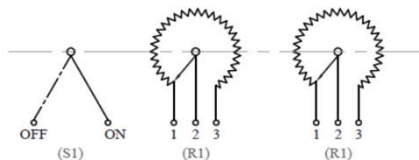
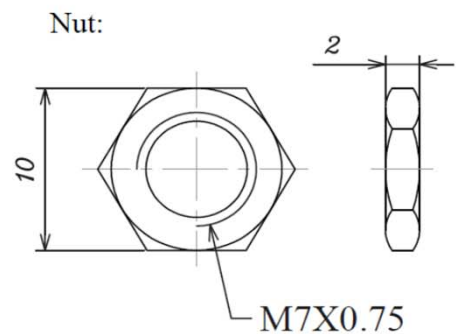
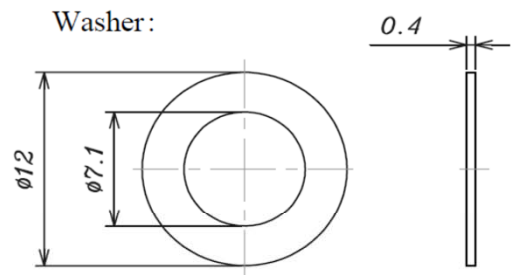
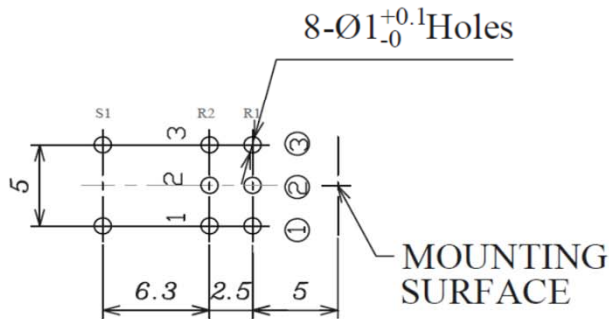
MODEL SERIES NAME 系列名称:	Rotary Potentiometer
MODEL NO 产品型号:	RV9110GS-KA15D8.0 - A10K-000

一、构造 CONSTRUCTION

产品外形尺寸图:	按照图面规定 (Drawing)
外观 APPEARANCE	各部应良好无锈蚀、裂痕、电镀不良现象 EVRY PART SHOULD BE FINISHED NOT TO EXIST RUST FLAW CRACK AND PLATING



Mounting hole detail



SPECIFICATION规格书	承认书编号	H-SP-210319
	页次	第2页 共2页

MODEL SERIES NAME系列名称:	Rotary Potentiometer
MODEL NO 产品型号:	RV9110GS-KA15D8.0 - A10K-000

二、机械性能 MECHANICAL STRUCTURE

ITEM项目	SPICIFICATION
2.1 全回转角度 Total rotational angle	300°±10°
2.2 转动力矩 Rotational torque	10-200gf.cm
2.3 回转止动强度 Rotational stopper strength	4Kgf.cm MIN.
2.4 轴押引强度 Push-pull strength	Pull: 6Kg.f Max. Push: 6Kg.f Max. at 10 sec
2.5 轴摇晃度 Shaft wobble	0.6xL/20mm p-p max.

三、电气特性 ELECTRICAL CHARACTERISTICS

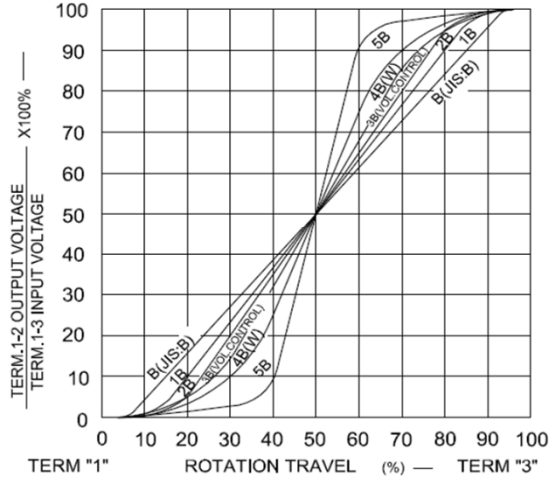
ITEM项目	SPICIFICATION
3.1 全阻抗值 Total resistance	10K Ω
3.2 全阻抗值容许差 Total resistance tolerance	±20%
3.3 残留电阻值 Residual resistance	Term. 1~2: Less than 20Ω Term. 2~3: Less than 20Ω
3.4 抵抗变化特性 Total resistance tolerance	<input checked="" type="checkbox"/> A <input type="checkbox"/> B <input type="checkbox"/> C <input type="checkbox"/> D <input type="checkbox"/> W <input type="checkbox"/>
3.5 定格电力 Power rating	<input type="checkbox"/> Linear Taper B: 0.05W <input checked="" type="checkbox"/> Other :0.025W
3.6 最高使用电压 Maximum operating voltage	<input type="checkbox"/> Linear Taper B: AC 50V~DC10V <input checked="" type="checkbox"/> Other Tapers :AC 50V~DC10V
3.7 滑动杂音 Slider noise	未滿100mv less than 100mv
3.8 绝缘抵抗 Insulation resistance	100MΩ min. at 250V DC
3.9 耐电压 Voltage proof	1 minute at 300V AC
3.10 回转寿命 Rotational life	10,000 cycles min.

开关接触电阻 Switch contact resistance

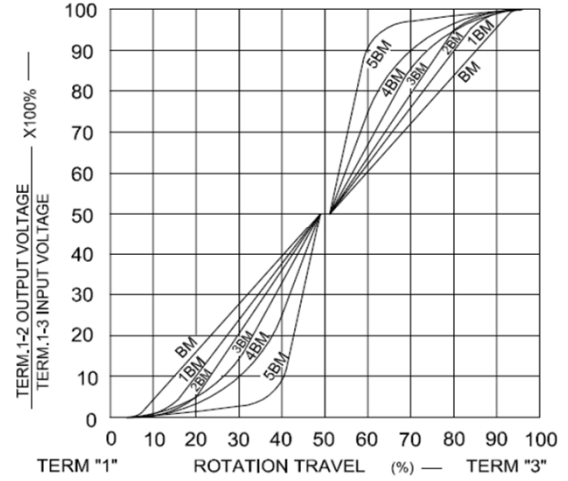
3.11 开关接触电阻 Switch contact resistance	Less than 100mΩ
3.12 开关额定功率 Switch rated power	3.0 A at DC 16V 1 A at AC 1V
3.13 开关寿命 Switch life	10,000 cycles. (min)
3.14 开关按压力矩 Switch action	150-450gf.cm
3.15 轴套螺母紧固强度 Bushing & Nut Tight Strength	8Kgf.cm Max
3.16 焊锡耐热性 Resistance to soldering heat	Manual Soldering: Less than 300°C and quicker than 3 seconds.
3.17 开关回路 Switch circuit	S.P.S.T

STANDARD RESISTANCE TAPER

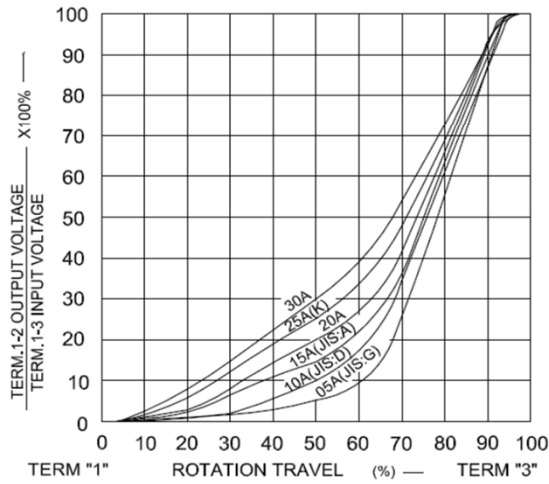
TAPERS B SERIES



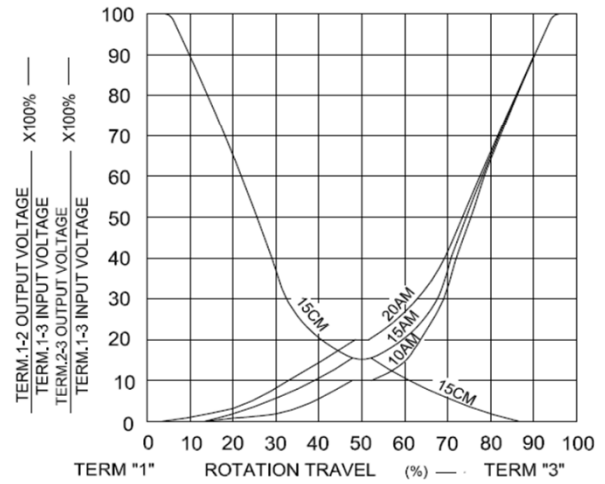
TAPERS B WITH 50% TAP



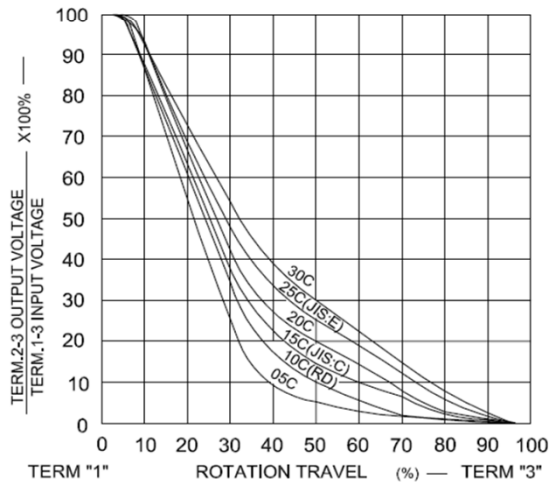
TAPERS A SERIES



TAPERS A & C WITH 50% TAP



TAPERS C SERIES



TAPERS M & N

