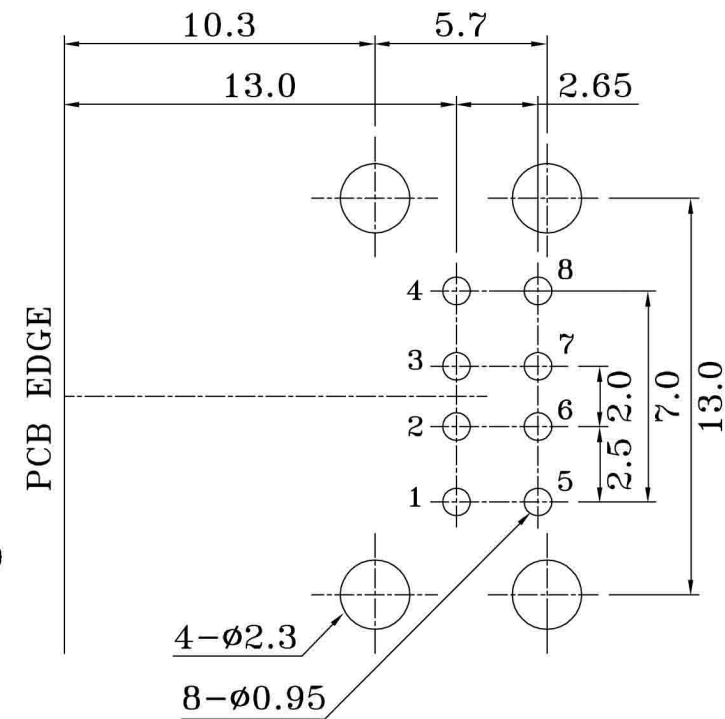
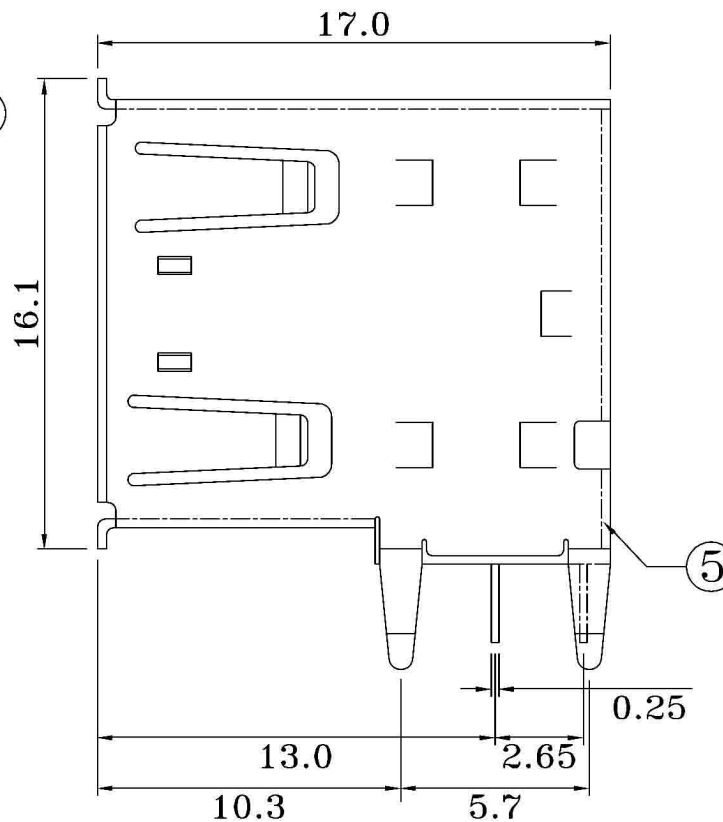
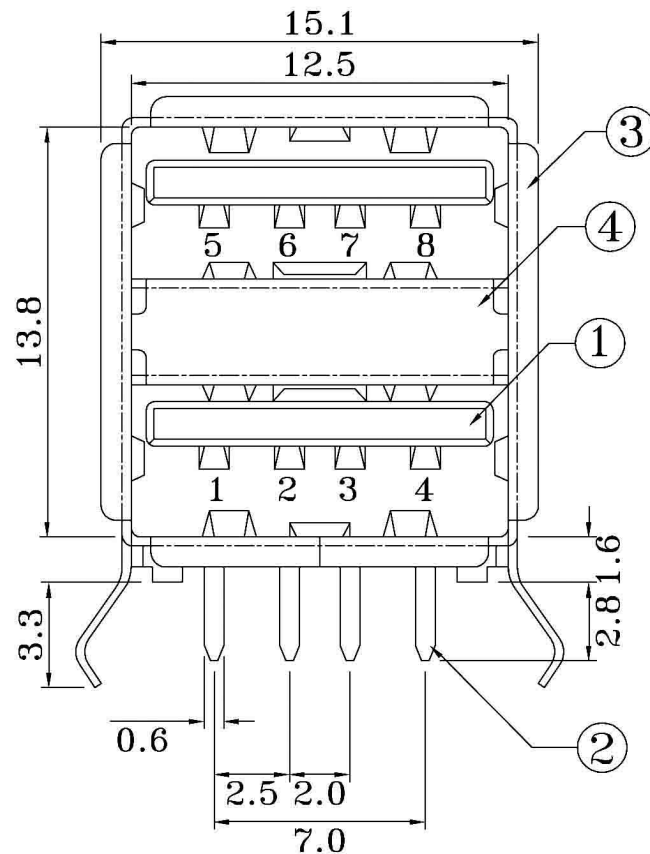


RoHS COMPLIANT

| REV | ECN NO. | DESCRIPTION | DATE |
|-----|---------|-----------------|-------------|
| A | | REDRAWN | FEB. 21' 01 |
| B | | MODIFY PART_NO. | MAY.01'01 |
| C | | MODIFY PART_NO. | DEC.25'01 |
| D | | MODIFY DIM. | JAN.15'03 |
| E | | ADD. RoHS | OCT. 05'07 |



PCB LAYOUT (BOTTOM VIEW)

| NO. | NAME | MATERIAL | FINISH | Q'TY | REMARK |
|-----|-----------|--------------|--------------------------|------|-------------------------------|
| 1 | HOUSING | P.B.T. | * K= BLACK * W= WHITE | 1 | |
| 2 | PIN TERM. | PHOS. BRONZE | GOLD-TIN PLATED | 8 | NI:1~5u ; TIN:3u GOLD:1~3u |
| 3 | SHELL | BRASS,0.3mm | NICKEL PLATED | 1 | NI:2~3u |
| 4 | SHELL | BRASS,0.3mm | NICKEL PLATED | 1 | NI:2~3u |
| 5 | SHELL | SPCC,0.3mm | NICKEL PLATED | 1 | NI:2~3u |

| TOLERANCE UNLESS OTHERWISE SPECIFIED | | |
|--------------------------------------|---------|--------------|
| LINEAR | ANGLE | |
| X ± 0.5 | X° ± | |
| .XX ± 0.3 | .XX° ± | |
| .XXX ± 0.2 | .XXX° ± | |
| APPD | | |
| CHKD | | |
| DRAW | Z | OCT. 05'2007 |

| PROJECTION |
|------------|
| UNITS |
| MM |
| SCALE |
| SIZE |
| A4 |

GTK GOLD-TEK ELECTRIC CO., LTD.

TITLE: USB STACK TYPE

PART NO. **DULUA04S*UA04S*TNY/RH**

CAD NO. 1454

F:\DRW\SOC\SOC-0043

SHEET 1 OF 1

圖面編號:GTKSD0670-E(1)