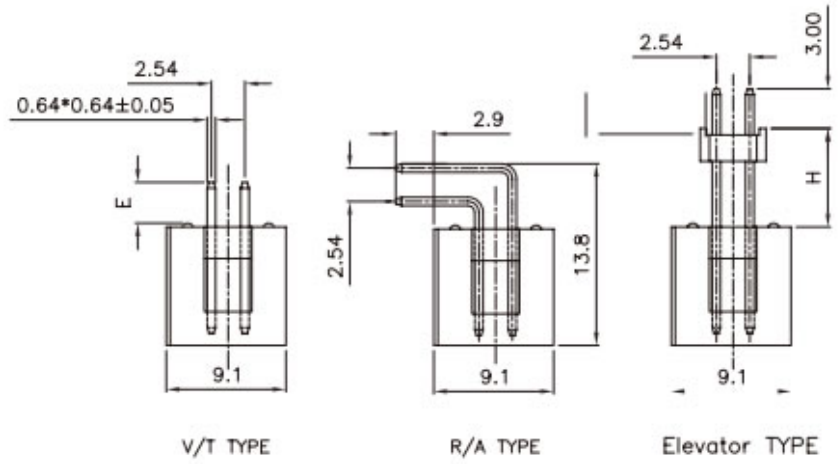
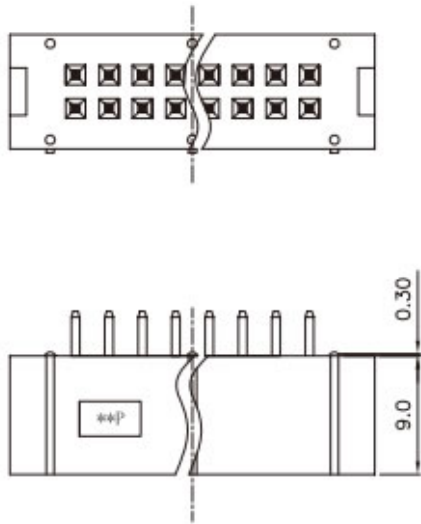
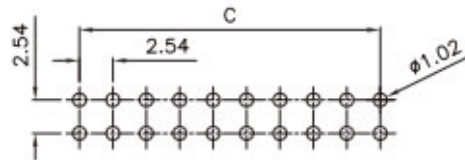
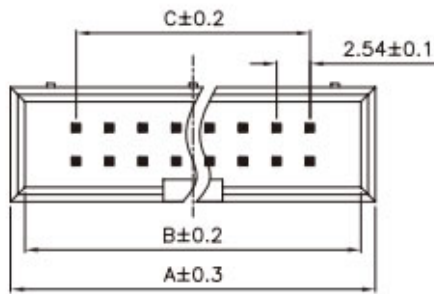


A



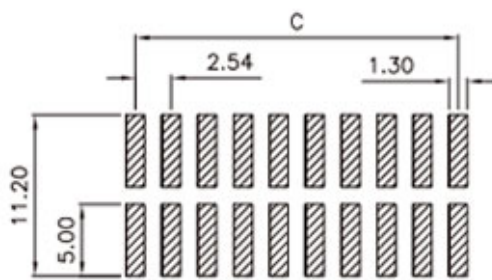
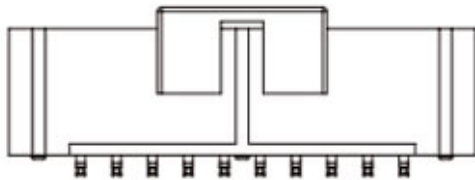
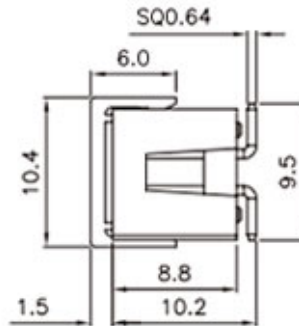
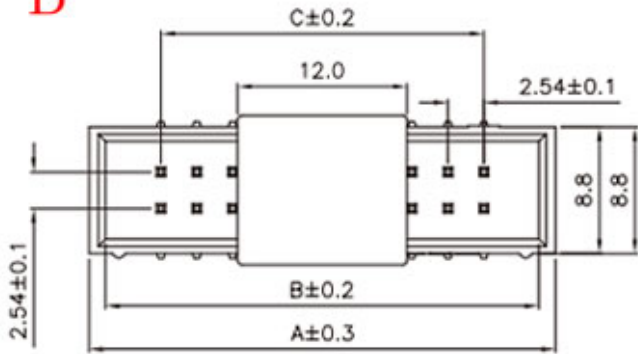
Dimension

Position	A	B	C
10	20.30	18.10	10.16
12	22.84	20.64	12.70
14	25.38	23.18	15.24
16	27.92	25.72	17.78
20	33.00	30.80	22.86
26	40.62	38.42	30.48



RECOMMEND PCB LAYOUT(TOLERANCE=±0.05)

B



RECOMMEND PCB LAYOUT
TOLERANCE=±0.05

Dimension

Position	A	B	C
10	20.30	18.10	10.16
12	22.84	20.64	12.70
14	25.38	23.18	15.24
16	27.92	25.72	17.78
20	33.00	30.80	22.86
26	40.62	38.42	30.48
30	45.70	43.50	35.56
34	50.78	48.58	40.64
40	58.40	56.20	48.26
50	71.10	68.90	60.96
60	83.80	81.60	73.66
64	88.88	86.68	78.74

