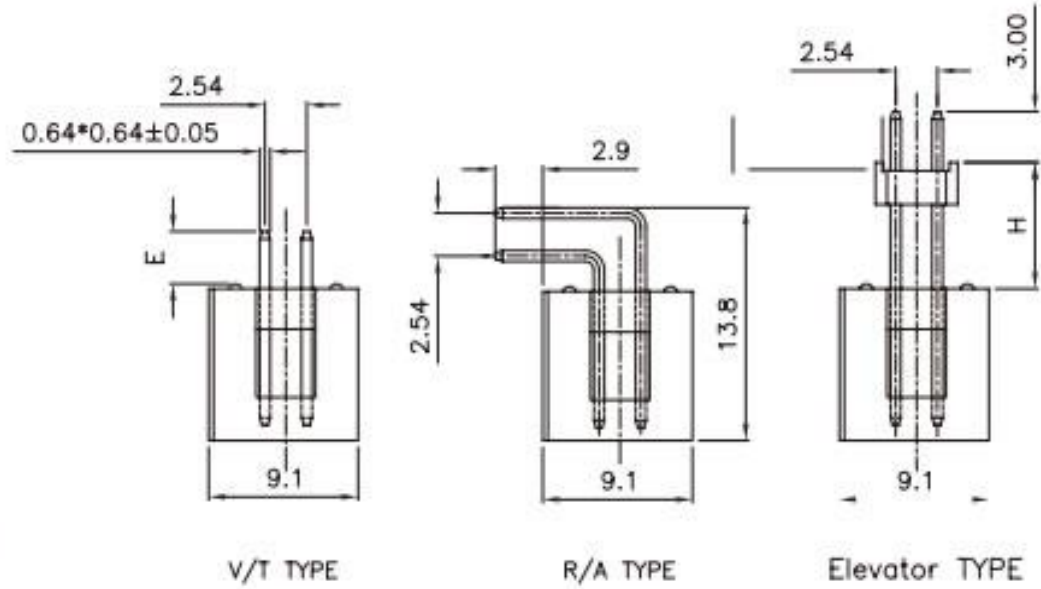
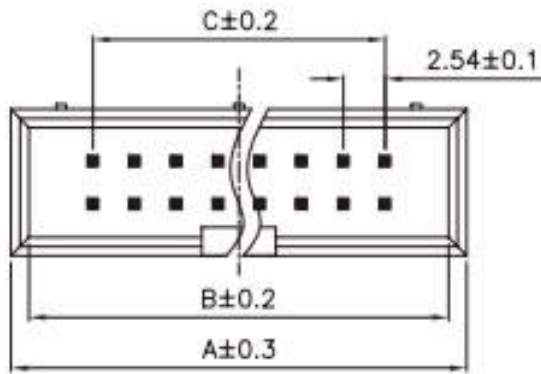
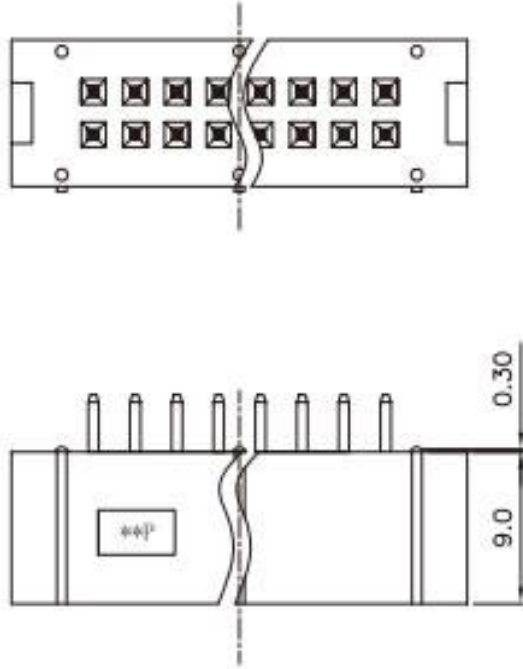
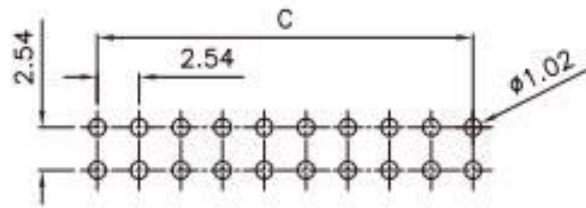


A



Dimension

Position	A	B	C				
10	20.30	18.10	10.16	30	45.70	43.50	35.56
12	22.84	20.64	12.70	34	50.78	48.58	40.64
14	25.38	23.18	15.24	40	58.40	56.20	48.26
16	27.92	25.72	17.78	50	71.10	68.90	60.96
20	33.00	30.80	22.86	60	83.80	81.60	73.66
26	40.62	38.42	30.48	64	88.88	86.68	78.74



RECOMMEND PCB LAYOUT(TOLERANCE=±0.05)