

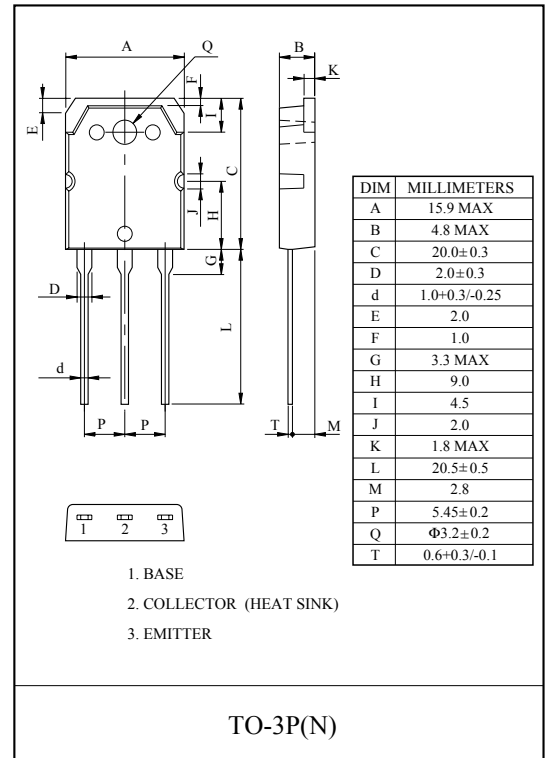
POWER AMPLIFIER APPLICATIONS.

### FEATURES

- High Collector Voltage :  $V_{CE0}=230V(\text{Min.})$
- Complementary to KTA1962.
- Recommended for 80W High Fidelity Audio Frequency Amplifier Output Stage.

### MAXIMUM RATING ( $T_a=25^\circ\text{C}$ )

CHARACTERISTIC	SYMBOL	RATING	UNIT
Collector-Base Voltage	$V_{CBO}$	230	V
Collector-Emitter Voltage	$V_{CEO}$	230	V
Emitter-Base Voltage	$V_{EBO}$	5	V
Collector Current	$I_C$	15	A
Base Current	$I_B$	1.5	A
Collector Power Dissipation ( $T_c=25^\circ\text{C}$ )	$P_C$	130	W
Junction Temperature	$T_j$	150	$^\circ\text{C}$
Storage Temperature Range	$T_{stg}$	-55 ~ 150	$^\circ\text{C}$

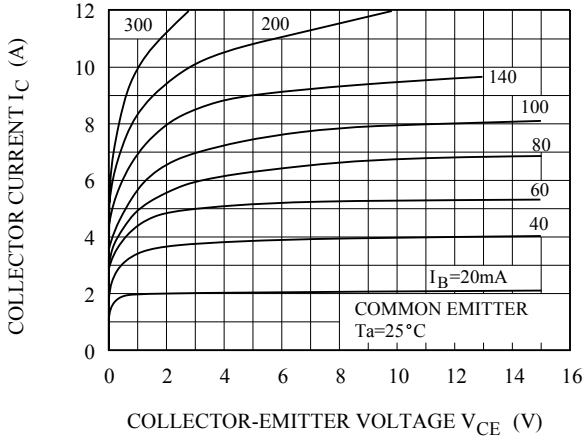


### ELECTRICAL CHARACTERISTICS ( $T_a=25^\circ\text{C}$ )

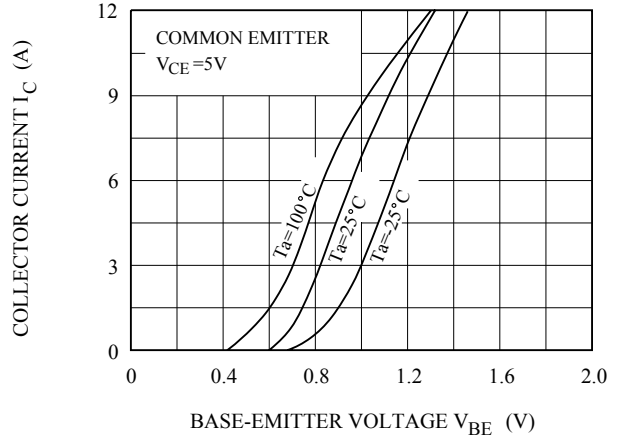
CHARACTERISTIC	SYMBOL	TEST CONDITION	MIN.	TYP.	MAX.	UNIT
Collector Cut-off Current	$I_{CBO}$	$V_{CB}=230V, I_E=0$	-	-	5.0	$\mu\text{A}$
Emitter Cut-off Current	$I_{EBO}$	$V_{EB}=5V, I_C=0$	-	-	5.0	$\mu\text{A}$
Collector-Emitter Breakdown Voltage	$V_{(BR)CEO}$	$I_C=50\text{mA}, I_B=0$	230	-	-	V
DC Current Gain	$h_{FE}(1)$ (Note)	$V_{CE}=5V, I_C=1A$	55	-	160	
	$h_{FE}(2)$	$V_{CE}=5V, I_C=7A$	35	60	-	
Collector-Emitter Saturation Voltage	$V_{CE(sat)}$	$I_C=8A, I_B=0.8A$	-	0.4	3.0	V
Base-Emitter Voltage	$V_{BE}$	$V_{CE}=5V, I_C=7A$	-	1.0	1.5	V
Transition Frequency	$f_T$	$V_{CE}=5V, I_C=1A$	-	30	-	MHz
Collector Output Capacitance	$C_{ob}$	$V_{CB}=10V, I_E=0, f=1\text{MHz}$	-	200	-	pF

Note :  $h_{FE}(1)$  Classification R:55 ~ 110 , O:80 ~ 160

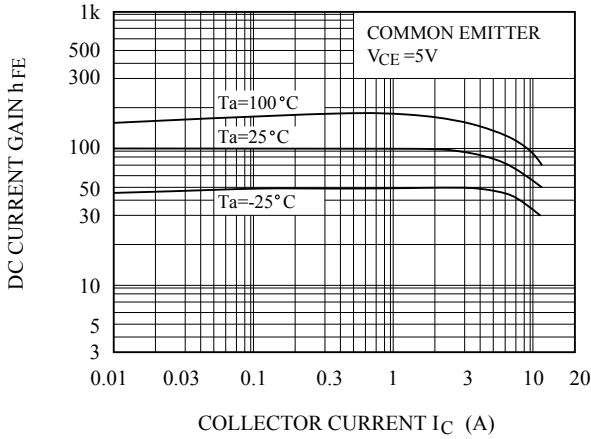
$I_C - V_{CE}$



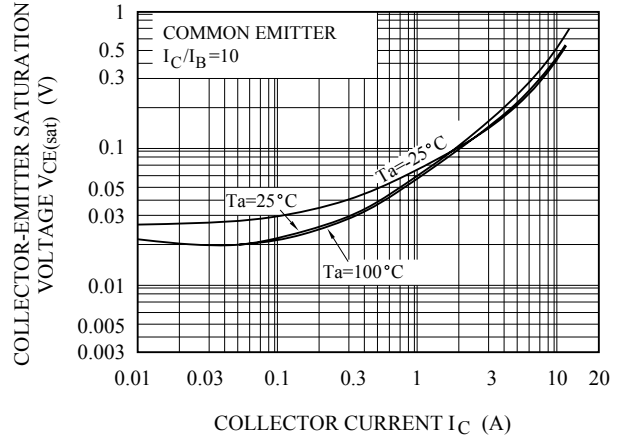
$I_C - V_{BE}$



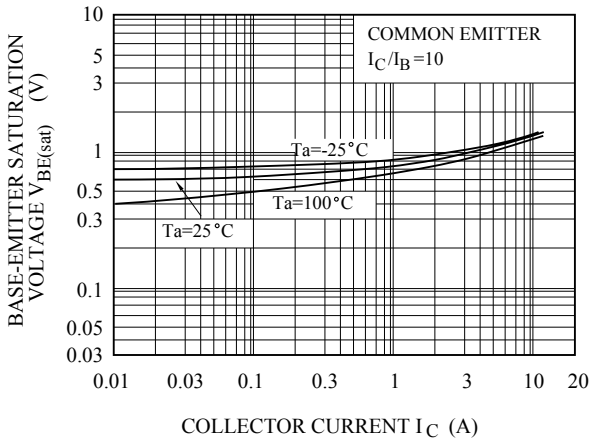
$h_{FE} - I_C$



$V_{CE(sat)} - I_C$



$V_{BE(sat)} - I_C$



$f_T - I_C$

