



Jiangsu Everstar Electronics Co., Ltd.

Address:No.6, Xiangshan Rd, Tianmuhu Town,Liyang City,Jiangsu,213300

TEL: +86-519-87557772

FAX: +86-519-87557773

Http: www.everstarelect.com

DATA SHEET

ESL NO.. : ESD-100BGBW-CAS1

CUS NO. :

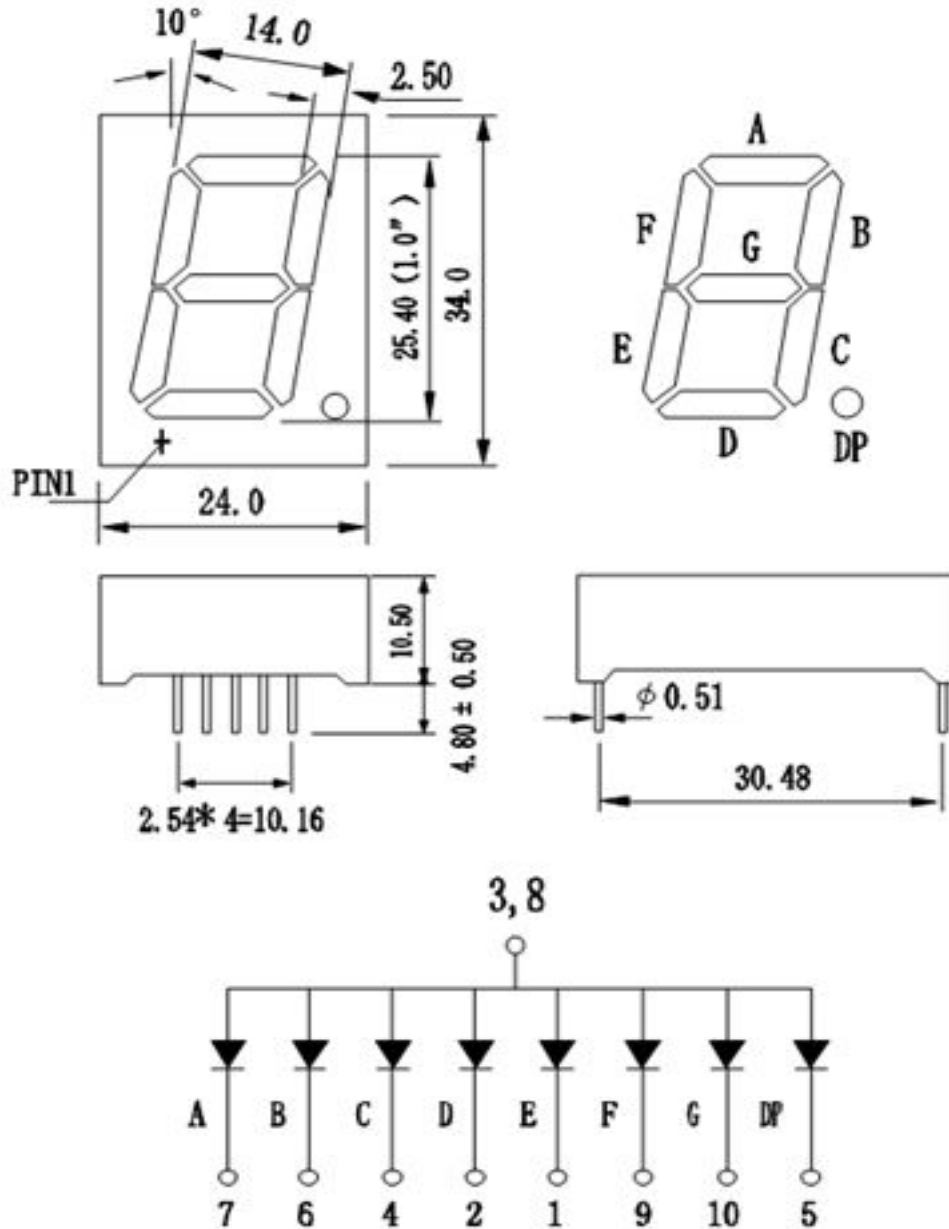
REV : A / 0

Producer: _____ Auditor: _____ Approver: _____

CUSTOMER'S APPROVAL : _____

DCC : _____

PACKAGE DIMENSIONS



Note:

1. All Dimensions are in millimeters.
2. Tolerance is $\pm 0.25\text{mm}$ (0.010 ") Unless otherwise specified.



1 Inch Single Digit Display

ESD-100BGBW-CAS1

REV:A / 0

■ 产品特征 FEATURES :

- 高可靠性和高稳定性

High intensity and reliability

- 高品质、和低功耗、低成本

High quality, Low power requirement and low cost

- IC 易兼容、易装配

IC compatible , Easy assembly

- 符合 RoHS 指令要求

Meet RoHS EU Directive

- 静电承受能力 1000V (HMB)

ESD 1000V (HMB)

■ 产品描述 DESCRIPTION :

- 1 英寸单位数码管

1 Inch Single Digit Display

- 极性共阳

Common Anode

- 黑面，白胶

Black face, white segment

- 发光颜色

Luminous Color :

绿色 Green

- 晶片材质

Chips Materials

1、AlGaInP



1 Inch Single Digit Display

ESD-100BGBW-CAS1

REV:A / 0

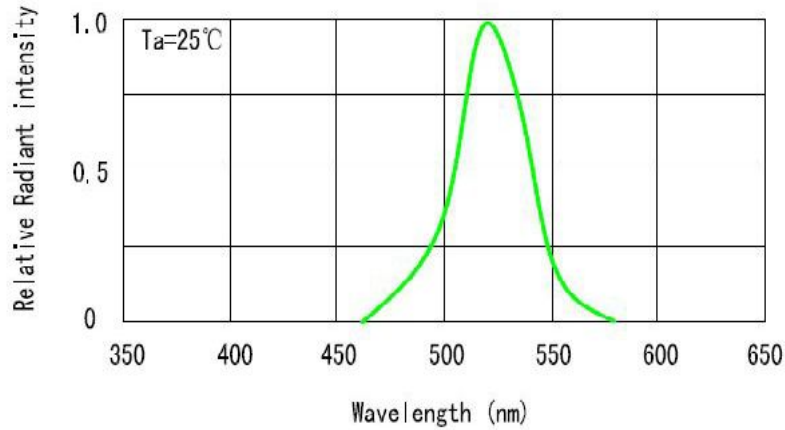
产品最大绝对参数值 (Ta : 25°C) ABSOLUTE MAXIMUM RATINGS AT Ta=25°C :

PARAMETER 项目	SYMBOL 符号	Green 绿色	UNIT 单位
Power Dissipation Per Segment 功耗	PAD	70	mw
Reverse Voltage Per Segment 反向耐压	VR	5	V
Continuous Forward Current Per Segment 最大使用电流	IAF	20	mA
Peak Forward Current Per Segment(Duty-0.1,1KHz) 最大峰值电流	IPF	100	mA
Operating Temperature Range 工作温度	TOPr	-20°C to 80°C	
Storage Temperature Range 贮藏温度	Tstg	-30°C to 85°C	
Lead Soldering Temperature 260°C at 1.6mm From Body for 3 second 焊接温度 260°C/3 秒 距离胶体 1.6mm 以上			

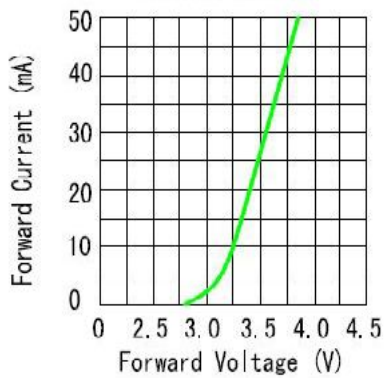
产品光电参数值 (Ta : 25°C) ELECTRICAL/OPTICAL CHARACTERISTICS AT Ta=25°C :

PARAMETER 项目	SYMBOL 符号	TEST CONDITION 测试条件	Color 颜色	MIN 最小值	TYP 标准值	MAX 最大值	UNIT 单位
Forward Voltage ,Per Segment 正向压降	VF	IF=20mA	绿色 Green	3	3.2	3.5	V
Reverse Current , Per Segment 反向漏电流	IR	VR=5V	绿色 Green			50	μA
Peak Emission Wavelength 峰值波长	λp	IF=20mA	绿色 Green	512.5		515	nm
Luminous Intensity Per Segment 法向光强	IV	IF=20mA	绿色 Green	200	250	300	mcd

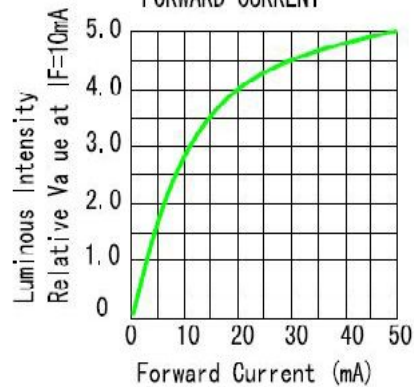
RELATIVE INTENSITY VS. WAVELENGTH



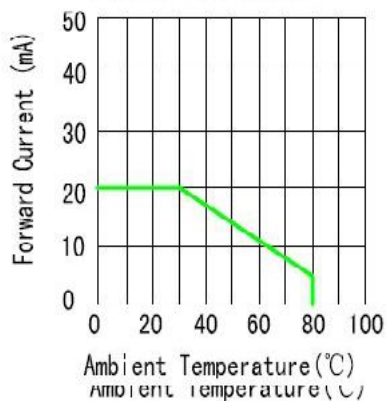
FORWARD CURRENT VS. FORWARD VOLTAGE



LUMINOUS INTENSITY VS. FORWARD CURRENT



ALLOWABLE FORWARD CURRENT AMBIENT TEMPERATURE



LUMINOUS INTENSITY VS. AMBIENT TEMPERATURE

